



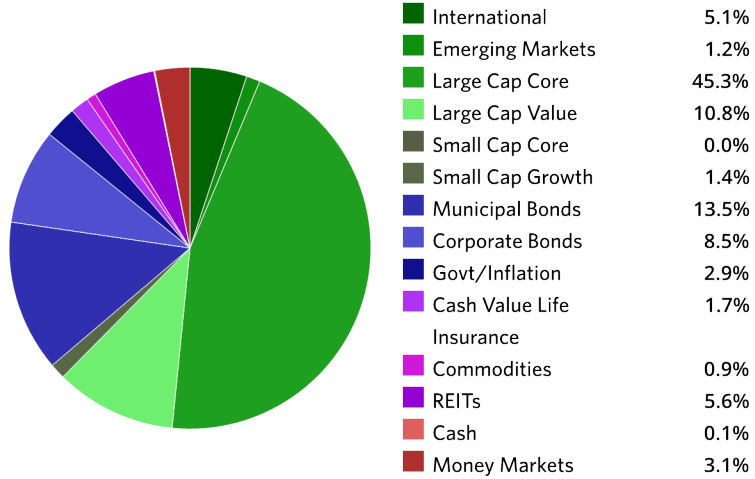
*Sample Relationship*

**GWS&A** | GLOBAL WEALTH STRATEGIES & ASSOCIATES

PERFORMANCE REPORT

As of 3/17/2017

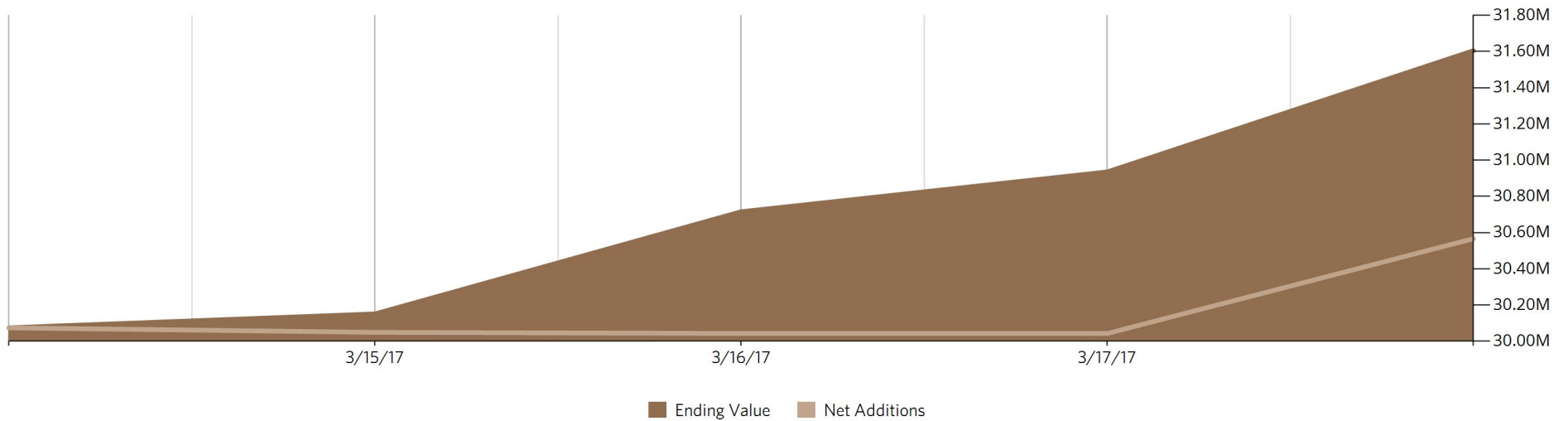
## Portfolio Allocation



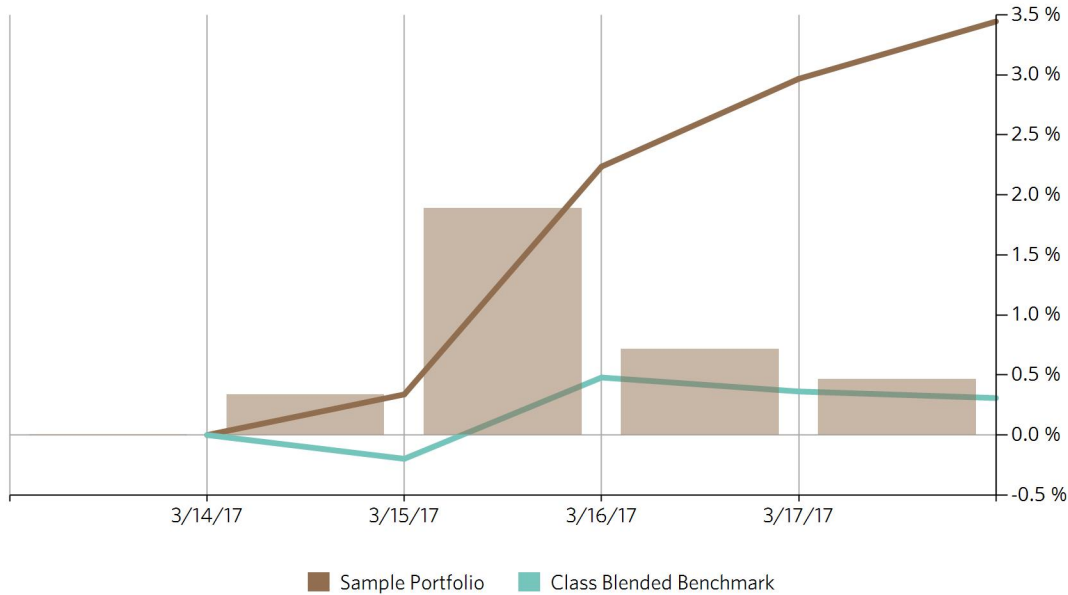
## Activity Summary

	Quarter To Date	Year To Date	Since 3/13/2017
<b>Beginning Value</b>	0	0	0
<b>Net Additions</b>	<b>30,566,117</b>	<b>30,566,117</b>	<b>30,566,117</b>
Contributions	30,597,342	30,597,342	30,597,342
Withdrawals	-31,225	-31,225	-31,225
<b>Net Gain</b>	<b>1,037,437</b>	<b>1,037,437</b>	<b>1,037,437</b>
<b>Ending Value</b>	<b>31,603,554</b>	<b>31,603,554</b>	<b>31,603,554</b>

## Market Value Change Relative to Contributions/Withdrawals



## Portfolio Performance



## Top Performers

	Ending Value	Quarter To Date Return
<b>Sample Portfolio</b>	<b>31,603,554</b>	<b>3.4%<sup>1</sup></b>
1. Manual Asset	11,125,000	11.3% <sup>1</sup>
2. INVESCO DB COMMODITY INDEX TRACKING FU...	268,801	2.7% <sup>1</sup>
3. VANGUARD INTERM-TERM INVESTMENT-GRAD...	345,541	0.3% <sup>1</sup>
4. VANGUARD INFLATION-PROTECTED SECS ADM	1,650,426	0.2% <sup>1</sup>
5. VANGUARD HI YLD CORP BOND	16,712	0.2% <sup>1</sup>
6. VANGUARD HIGH YIELD CORPORATE FUND AD...	649,835	0.2% <sup>1</sup>
7. PAYDEN HIGH INCOME CL R	18,307	0.1% <sup>1</sup>
8. GEORGIA LOC GOVT CTFS PARTN 4.75% 06/01/...	194,939	0.1% <sup>1</sup>
9. GWINNETT CNTY GA DEV AUTH CTFS 5.25% 01...	122,176	0.1% <sup>1</sup>
10. VIRTUS INVESTMENT PARTNERS INC SEIX FLTG...	3,367	0.1% <sup>1</sup>

<sup>1</sup> Not held for the entire period

## Account Performance Summary

	Start Date	Ending Value	Allocation	Quarter To Date Return	Year To Date Return	Since Inception Return
<b>Sample Portfolio</b>	<b>3/13/2017</b>	<b>31,603,554</b>	<b>100.0%</b>	<b>3.4%<sup>1</sup></b>	<b>3.4%<sup>1</sup></b>	<b>3.4%</b>
74718935 - Sample Account	3/13/2017	2,359,340	7.5%	-0.2% <sup>1</sup>	-0.2% <sup>1</sup>	-0.2%
89194235249 - Sample Account	3/13/2017	46,426	0.1%	-0.1% <sup>1</sup>	-0.1% <sup>1</sup>	-0.1%
4920913587 - Sample Account	3/13/2017	17,549,664	55.5%	-0.5% <sup>1</sup>	-0.5% <sup>1</sup>	-0.5%
1362510334 - Sample Account	3/13/2017	11,125,000	35.2%	11.3% <sup>1</sup>	11.3% <sup>1</sup>	11.3%
129220155219 - Sample Account	3/17/2017	523,124	1.7%	0.0% <sup>1</sup>	0.0% <sup>1</sup>	0.0% <sup>1</sup>

<sup>1</sup> Not held for the entire period

## Portfolio Holdings

	Symbol	Allocation	Units	Price	Ending Value	Cost Basis	Unrealized LT	Unrealized ST	Total UGL
<b>Sample Portfolio</b>		<b>100.0%</b>			<b>31,603,554</b>	<b>12,664,697</b>	<b>0</b>	<b>18,938,858</b>	<b>18,938,858</b>
<b>Equities</b>		<b>63.8%</b>			<b>20,155,984</b>	<b>11,125,030</b>	<b>0</b>	<b>9,030,954</b>	<b>9,030,954</b>
<b>International</b>		<b>5.1%</b>			<b>1,604,896</b>	<b>0</b>	<b>0</b>	<b>1,604,896</b>	<b>1,604,896</b>
ISHARES MSCI ACWI EX US INDEX FUND	ACWX	1.2%	9,581.000	41.21	394,833	0	0	394,833	394,833
ISHARES MSCI EAFE ETF	EFA	0.0%	5.000	58.67	293	0	0	293	293
ISHARES MSCI EAFE SMALL-CAP ETF	SCZ	0.8%	4,842.000	52.12	252,365	0	0	252,365	252,365
ISHARES MSCI EAFE VALUE ETF	EFV	2.6%	18,074.000	45.81	827,970	0	0	827,970	827,970
SCHWAB FUNDAMENTAL INTERNATIONAL LARGE COM...	FNDF	0.4%	5,165.000	25.06	129,435	0	0	129,435	129,435
<b>Emerging Markets</b>		<b>1.2%</b>			<b>389,033</b>	<b>0</b>	<b>0</b>	<b>389,033</b>	<b>389,033</b>
ISHARES MSCI EMERGING MARKETS ETF	EEM	0.8%	6,580.000	37.29	245,368	0	0	245,368	245,368
SCHWAB FUNDAMENTAL EMERGING MARKETS LARGE...	FNDE	0.1%	729.000	23.57	17,183	0	0	17,183	17,183
VANGUARD EMERGING MKTS STOCK INDEX ADMIRAL	VEMAX	0.3%	3,060.276	31.10	95,175	0	0	95,175	95,175
VANGUARD FTSE EMERGING MARKETS ETF	VVO	0.1%	838.000	37.36	31,308	0	0	31,308	31,308
<b>Large Cap Core</b>		<b>45.3%</b>			<b>14,306,811</b>	<b>11,125,000</b>	<b>0</b>	<b>3,181,811</b>	<b>3,181,811</b>
ISHARES RUSSELL 1000 ETF	IWB	8.6%	22,751.000	119.54	2,719,655	0	0	2,719,655	2,719,655
Manual Asset	MANUAL	35.2%	11,125,000.000	1.00	11,125,000	11,125,000	0	0	0
VANGUARD DIVIDEND APPRECIATION INDEX FUND INV...	VDAIX	1.5%	13,866.095	33.33	462,157	0	0	462,157	462,157
<b>Large Cap Value</b>		<b>10.8%</b>			<b>3,419,357</b>	<b>30</b>	<b>0</b>	<b>3,419,327</b>	<b>3,419,327</b>
DFA U.S. LARGE CAP VALUE FUND	DFLVX	0.0%	190.299	32.86	6,253	30	0	6,223	6,223
ISHARES RUSSELL 1000 VALUE ETF	IWD	6.2%	18,768.000	104.70	1,965,010	0	0	1,965,010	1,965,010
SCHWAB FUNDAMENTAL U.S. LARGE COMPANY INDEX...	FNDX	3.2%	32,348.000	30.89	999,226	0	0	999,226	999,226
SCHWAB FUNDAMENTAL US LARGE CO INDEX INSTL	SFLNX	1.4%	29,356.948	15.29	448,868	0	0	448,868	448,868
<b>Small Cap Core</b>		<b>0.0%</b>			<b>5</b>	<b>0</b>	<b>0</b>	<b>5</b>	<b>5</b>
AMBASE CORP COM	ABCP	0.0%	5.000	1.00	5	0	0	5	5
<b>Small Cap Growth</b>		<b>1.4%</b>			<b>435,881</b>	<b>0</b>	<b>0</b>	<b>435,881</b>	<b>435,881</b>
ANGIODYNAMICS INC COM	ANGO	1.4%	25,625.000	17.01	435,881	0	0	435,881	435,881
<b>Fixed Income</b>		<b>24.9%</b>			<b>7,884,220</b>	<b>83</b>	<b>0</b>	<b>7,884,137</b>	<b>7,884,137</b>



## Portfolio Holdings

	Symbol	Allocation	Units	Price	Ending Value	Cost Basis	Unrealized LT	Unrealized ST	Total UGL
<b>Municipal Bonds</b>		<b>13.5%</b>			<b>4,275,845</b>	<b>0</b>	<b>0</b>	<b>4,275,845</b>	<b>4,275,845</b>
ENERGY NORTHWEST WASH ELEC REV 5% 07/01/2017	29270CVZ5	0.1%	40,000.000	103.16	41,266	0	0	41,266	41,266
FLORIDA ST BRD ED PUB ED 5% 06/01/2017	34153PLK2	0.1%	40,000.000	102.85	41,139	0	0	41,139	41,139
FLORIDA ST BRD GOVERNORS UNIV 4.625% 10/01/2022	341576AR7	0.2%	50,000.000	104.62	52,312	0	0	52,312	52,312
FLORIDA ST TPK AUTH TPK REV 5% 07/01/2019	343136N29	0.1%	40,000.000	111.10	44,442	0	0	44,442	44,442
GEORGIA LOC GOVT CTFS PARTN 4.75% 06/01/2028	373271AA3	0.6%	168,000.000	116.04	194,939	0	0	194,939	194,939
GWINNETT CNTY GA DEV AUTH CTFS 5.25% 01/01/2023	403715CK9	0.4%	100,000.000	122.18	122,176	0	0	122,176	122,176
MASSACHUSETTS BAY TRANSN AUTH 5% 07/01/2019	575579VV6	0.1%	40,000.000	111.05	44,418	0	0	44,418	44,418
MONROE CNTY GA DEV AUTH POLLUT 01/01/2024	610530DU8	0.6%	200,000.000	98.88	197,750	0	0	197,750	197,750
NEW YORK N Y 5.25% 09/01/2022	64966HAZ3	0.2%	50,000.000	108.40	54,202	0	0	54,202	54,202
NEW YORK ST LOC GOVT ASSISTANC 5% 04/01/2017	649876S34	0.1%	35,000.000	102.19	35,766	0	0	35,766	35,766
NEW YORK ST TWY AUTH GEN REV J 5% 05/01/2019	650010AD3	0.1%	25,000.000	110.27	27,567	0	0	27,567	27,567
ORLANDO FLA UTILS COMMN UTIL S 5% 10/01/2019	686507EZ3	0.1%	40,000.000	111.94	44,776	0	0	44,776	44,776
PORT SEATTLE WASH REV 5% 03/01/2021	735389VD7	0.1%	30,000.000	116.73	35,018	0	0	35,018	35,018
VANGUARD HIGH-YIELD TAX- EXEMPT FUND ADMIRAL	VWALX	0.2%	4,335.050	11.65	50,503	0	0	50,503	50,503
VANGUARD INTERMEDIATE TAX EXEMPT FUND	VWITX	3.9%	86,015.649	14.47	1,244,646	0	0	1,244,646	1,244,646
VANGUARD MUN BD FD INC INTR TE ADMRL	VWIUX	1.1%	25,017.321	14.47	362,001	0	0	362,001	362,001
VANGUARD MUN BD FD INC LTD TERM PTFL	VMLTX	3.8%	109,255.180	11.06	1,208,362	0	0	1,208,362	1,208,362
VANGUARD MUN BD FD INC LTDTR TXEX ADM	VMLUX	0.4%	11,540.079	11.06	127,633	0	0	127,633	127,633
VANGUARD SHORT-TERM TAX-EXEMPT - ADMIRAL	VVSUX	1.0%	19,231.060	15.81	304,043	0	0	304,043	304,043
WISCONSIN ST TRANSN REV 5% 07/01/2018	977123WF1	0.1%	40,000.000	107.22	42,886	0	0	42,886	42,886
<b>Corporate Bonds</b>		<b>8.5%</b>			<b>2,694,940</b>	<b>83</b>	<b>0</b>	<b>2,694,857</b>	<b>2,694,857</b>
ISHARES J.P. MORGAN USD EMERGING MARKETS BOND...	EMB	0.0%	92.000	116.86	10,751	0	0	10,751	10,751
PAYDEN HIGH INCOME CL R	PYHRX	0.1%	2,820.853	6.49	18,307	83	0	18,224	18,224
VANGUARD HI YLD CORP BOND	VWEHX	0.1%	2,851.873	5.86	16,712	0	0	16,712	16,712
VANGUARD HIGH YIELD CORPORATE FUND ADMIRAL	VWEAX	2.1%	110,893.411	5.86	649,835	0	0	649,835	649,835
VANGUARD INFLATION-PROTECTED SECS ADM	VAIPX	5.2%	60,923.807	27.09	1,650,426	0	0	1,650,426	1,650,426

## Portfolio Holdings

	Symbol	Allocation	Units	Price	Ending Value	Cost Basis	Unrealized LT	Unrealized ST	Total UGL
VANGUARD INTERM-TERM INVESTMENT-GRADE AD	VFIDX	1.1%	34,144.400	10.12	345,541	0	0	345,541	345,541
VIRTUS INVESTMENT PARTNERS INC SEIX FLTG HIGH I	SAMBX	0.0%	389.283	8.65	3,367	0	0	3,367	3,367
<b>Govt/Inflation</b>		<b>2.9%</b>			<b>913,435</b>	<b>0</b>	<b>0</b>	<b>913,435</b>	<b>913,435</b>
SCHWAB SHORT-TERM U.S. TREASURY ETF	SCHO	2.9%	17,981.000	50.80	913,435	0	0	913,435	913,435
<b>Alternative Assets</b>		<b>8.1%</b>			<b>2,546,891</b>	<b>523,124</b>	<b>0</b>	<b>2,023,767</b>	<b>2,023,767</b>
<b>Cash Value Life Insurance</b>		<b>1.7%</b>			<b>523,124</b>	<b>523,124</b>	<b>0</b>	<b>0</b>	<b>0</b>
Cash Value Life Insurance	CVLI	1.7%	523,124.000	1.00	523,124	523,124	0	0	0
<b>Commodities</b>		<b>0.9%</b>			<b>268,801</b>	<b>0</b>	<b>0</b>	<b>268,801</b>	<b>268,801</b>
INVESCO DB COMMODITY INDEX TRACKING FUND	DBC	0.9%	17,968.000	14.96	268,801	0	0	268,801	268,801
<b>REITs</b>		<b>5.6%</b>			<b>1,754,965</b>	<b>0</b>	<b>0</b>	<b>1,754,965</b>	<b>1,754,965</b>
ISHARES RESIDENTIAL AND MULTISECTOR REAL ESTATE...	REZ	2.8%	13,402.000	66.30	888,553	0	0	888,553	888,553
VANGUARD REAL ESTATE ETF	VNQ	2.7%	9,920.000	87.34	866,413	0	0	866,413	866,413
<b>Cash &amp; Equivalents</b>		<b>3.2%</b>			<b>1,016,459</b>	<b>1,016,459</b>	<b>0</b>	<b>0</b>	<b>0</b>
<b>Cash</b>		<b>0.1%</b>			<b>28,553</b>	<b>28,553</b>	<b>0</b>	<b>0</b>	<b>0</b>
CASH	CASH	0.1%	28,553.310	1.00	28,553	28,553	0	0	0
<b>Money Markets</b>		<b>3.1%</b>			<b>987,906</b>	<b>987,906</b>	<b>0</b>	<b>0</b>	<b>0</b>
SCHWAB MONEY MARKET	SCHWABMM	3.1%	987,905.890	1.00	987,906	987,906	0	0	0